

St. Mary-Holy Cross Parishioner Survey

131

Total Responses

111

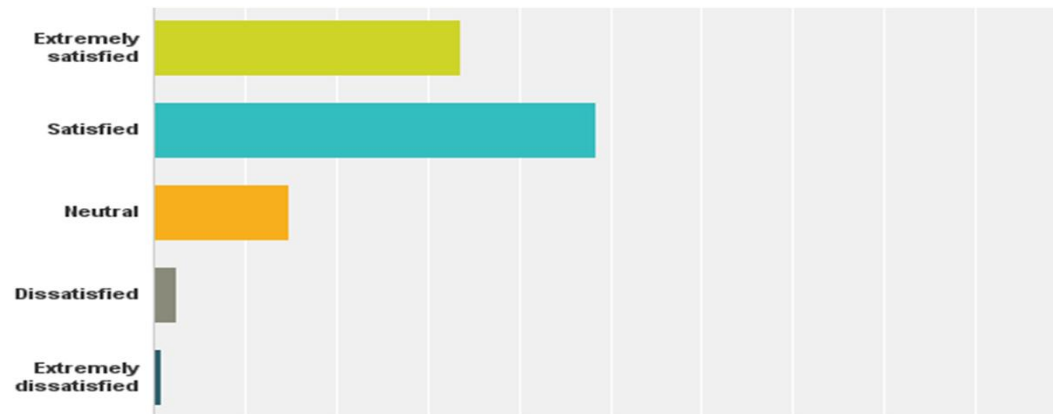
Complete Responses

Demographic Information

Demographic	Total Responses	Responses
Gender	129	Female: 95 Male: 34
Age Range	131	18 – 24: 0 25 – 30: 4 31 – 40: 14 41 – 50: 41 51 – 65: 48 66+: 24
Relationship Status	127	Widowed: 4 Divorced: 6 Single: 6 Married: 111
Catholic Background	129	Practicing Catholic since birth: 81 Catholic since birth but not always actively practicing: 26 Joined the Catholic church late in life: 22

Overall, how satisfied are you with how the parish meets your spiritual needs?

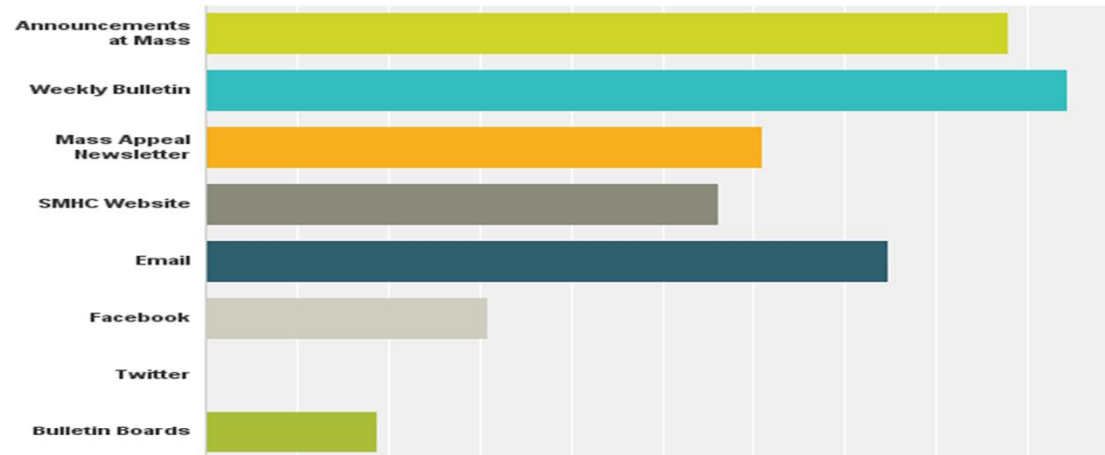
Answered: 122 Skipped: 9



Answer Choices	Responses	
Extremely satisfied	33.61%	41
Satisfied	48.36%	59
Neutral	14.75%	18
Dissatisfied	2.46%	3
Extremely dissatisfied	0.82%	1
Total		122

In what ways do you receive information about the parish? Check all that apply.

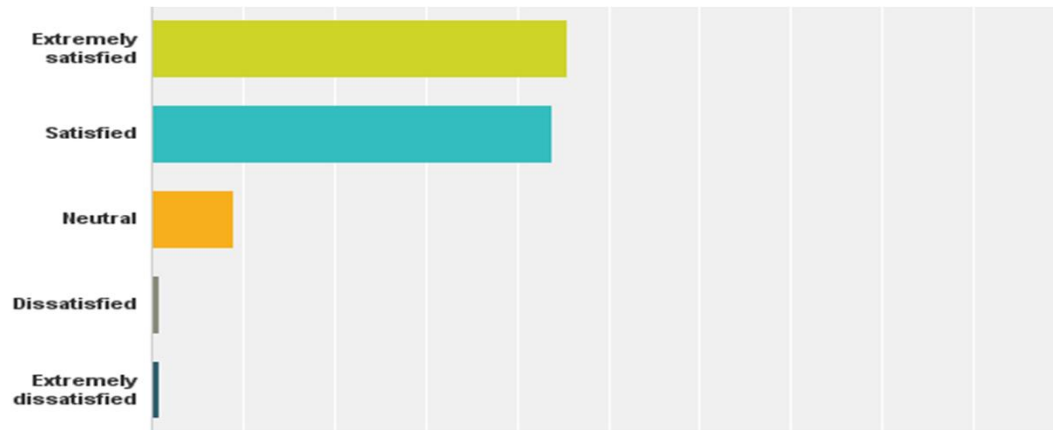
Answered: 123 Skipped: 8



Answer Choices	Responses
Announcements at Mass	87.80% 108
Weekly Bulletin	94.31% 116
Mass Appeal Newsletter	60.98% 75
SMHC Website	56.10% 69
Email	74.80% 92
Facebook	30.89% 38
Twitter	0.00% 0
Bulletin Boards	18.70% 23
Total Respondents: 123	

How satisfied are you with communication efforts at St. Mary – Holy Cross?

Answered: 123 Skipped: 8



Answer Choices	Responses	
Extremely satisfied	45.53%	56
Satisfied	43.90%	54
Neutral	8.94%	11
Dissatisfied	0.81%	1
Extremely dissatisfied	0.81%	1
Total		123

Please check the activities and organizations you have participated in at St. Mary – Holy Cross? Check all that apply.

Answered: 112 Skipped: 19

Answer Choices	Responses	
Announcer	17.86%	20
Blood Drive	37.50%	42
Children's Liturgy of the Word	10.71%	12
Clothing Drive	66.96%	75
Decorating Committee	22.32%	25
Eucharistic Minister	25.00%	28
Funeral Dinners	54.46%	61
Gift Bearers	13.39%	15
Holy Day Masses	44.64%	50
Hospitality Minister	11.61%	13
Knights of Columbus	17.86%	20
Lector	19.64%	22
Music Ministry	18.75%	21
Parish Work Day	27.68%	31

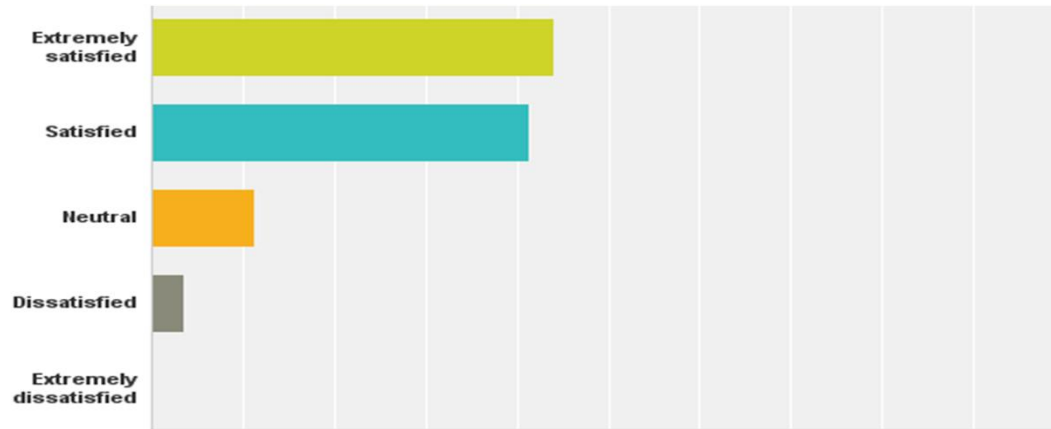
Please check the activities and organizations you have participated in at St. Mary – Holy Cross? (continued)

Answered: 112 Skipped: 19

Answer Choices	Responses	
Prayer Chain	41.07%	46
RCIA	22.32%	25
Religious Education	36.61%	41
Saturday/Sunday Mass	87.50%	98
Seasonal Reconciliation Services	32.14%	36
St. Joseph Emergency Shelter Meals	32.14%	36
Vacation Bible School (VBS)	27.68%	31
Welcoming Committee	6.25%	7
Women's Christmas Party	32.14%	36
Work Of Our Hands	26.79%	30
Total Respondents: 112		

Overall, how satisfied are you with the Mass at St. Mary – Holy Cross?

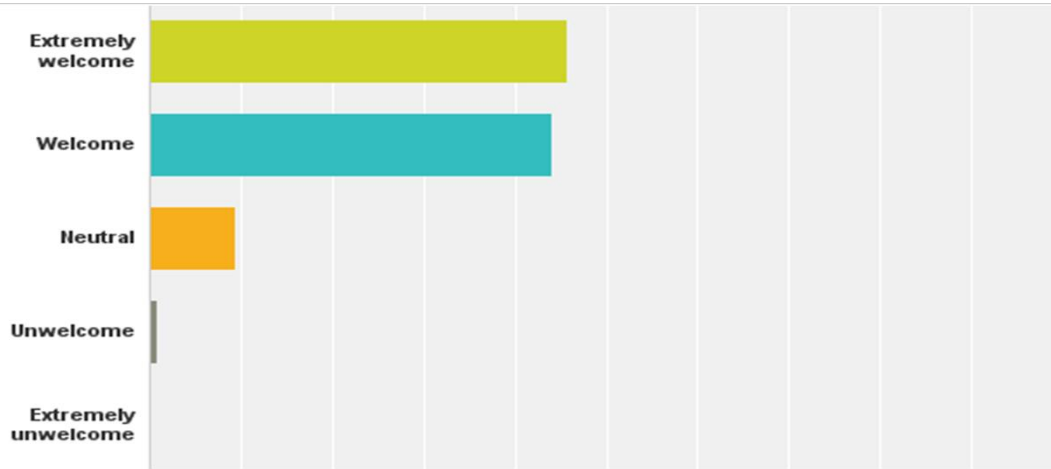
Answered: 116 Skipped: 15



Answer Choices	Responses
Extremely satisfied	43.97% 51
Satisfied	41.38% 48
Neutral	11.21% 13
Dissatisfied	3.45% 4
Extremely dissatisfied	0.00% 0
Total	116

Overall, how welcome do you feel as a member of our parish?

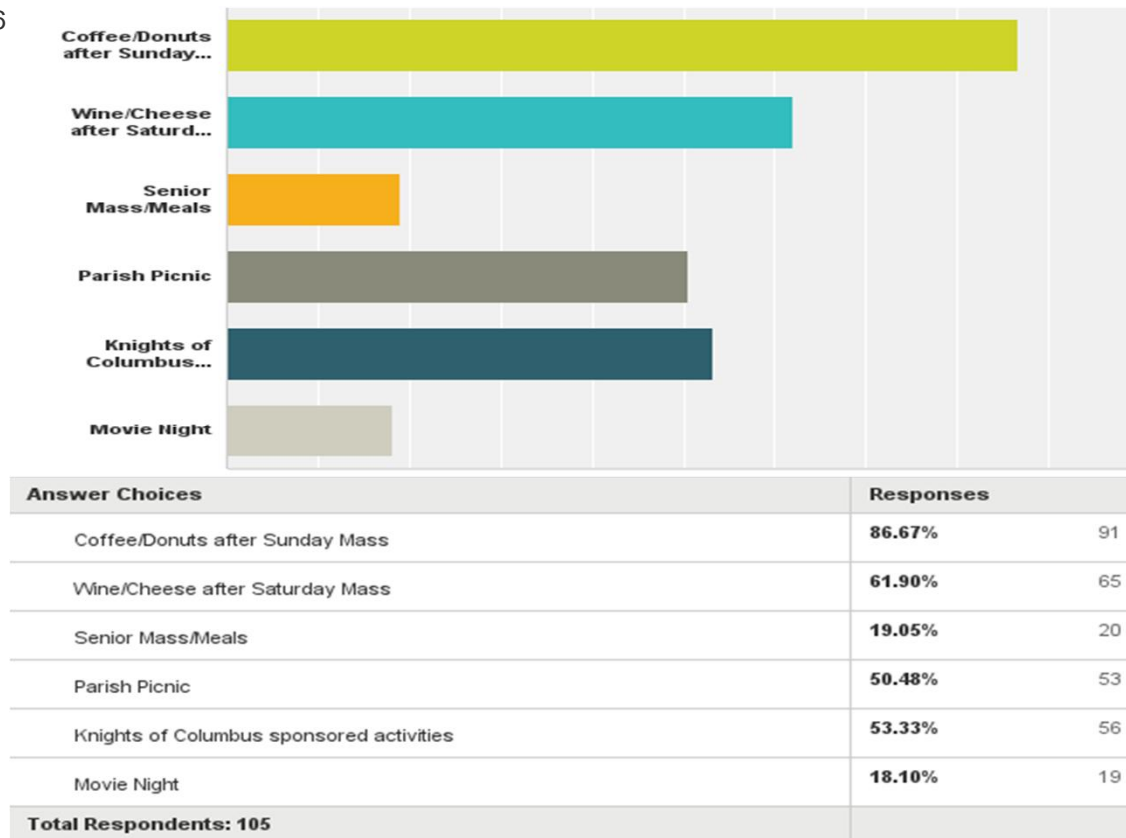
Answered: 116 Skipped: 15



Answer Choices	Responses	
Extremely welcome	45.69%	53
Welcome	43.97%	51
Neutral	9.48%	11
Unwelcome	0.86%	1
Extremely unwelcome	0.00%	0
Total		116

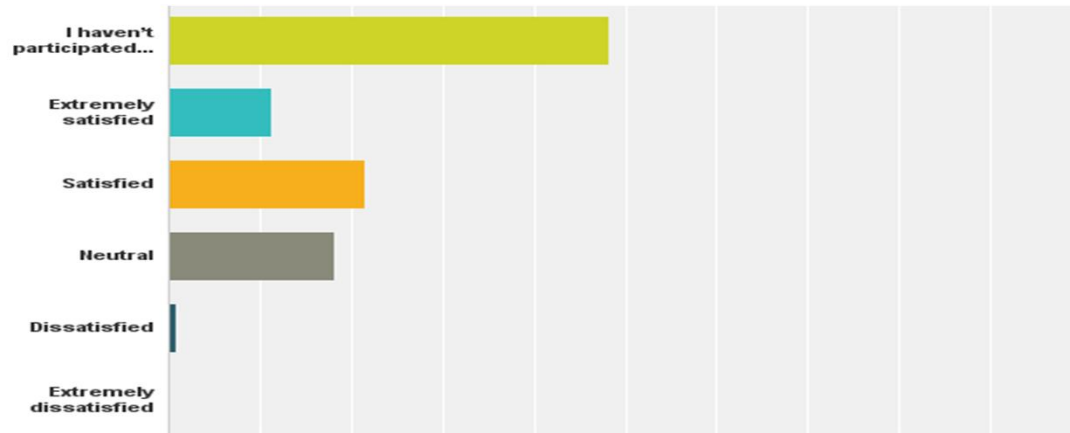
In which social activities have you participated and enjoy? Check all that apply.

Answered: 105 Skipped: 26



Overall, are you satisfied with faith development opportunities?

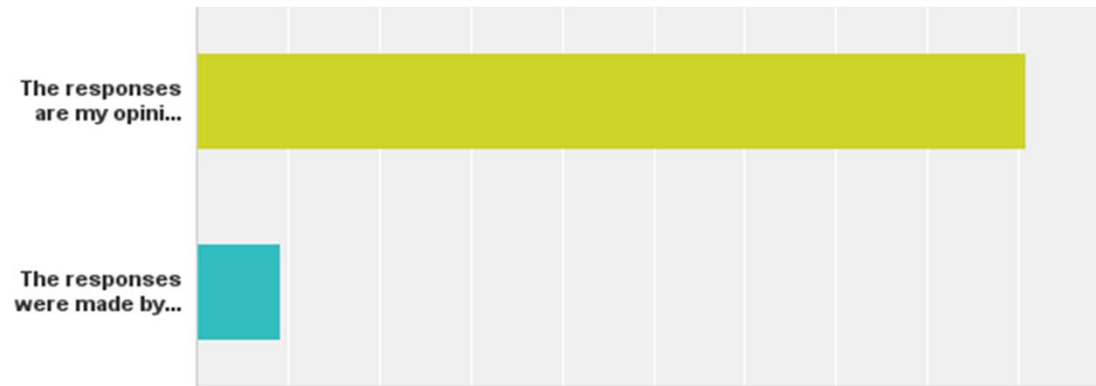
Answered: 116 Skipped: 15



Answer Choices	Responses
I haven't participated in faith development activities	48.28% 56
Extremely satisfied	11.21% 13
Satisfied	21.55% 25
Neutral	18.10% 21
Dissatisfied	0.86% 1
Extremely dissatisfied	0.00% 0
Total	116

Which of the following describes how your responses to the survey were gathered?

Answered: 109 Skipped: 22



Answer Choices	Responses
The responses are my opinions only.	90.83% 99
The responses were made by the family (adults/children).	9.17% 10
Total	109